








**1. Your contact Information:**

		Response Percent	Response Count
Name:		100.0%	23
Title:		78.3%	18
Company:		100.0%	23
Email Address:		73.9%	17
		answered question	23
		skipped question	0



**2. Did the event meet your expectations?**

		Response Percent	Response Count
Yes		100.0%	23
No		0.0%	0
		answered question	23
		skipped question	0



### 3. Was there sufficient time for networking with colleagues?

		Response Percent	Response Count
Not enough		4.3%	1
<b>About right</b>		<b>95.7%</b>	<b>22</b>
Too much		0.0%	0
<b>answered question</b>			<b>23</b>
<b>skipped question</b>			<b>0</b>



### 4. Did the presentations have appropriate content?

		Response Percent	Response Count
<b>About Right</b>		<b>95.2%</b>	<b>20</b>
Too product oriented		0.0%	0
Too generic		4.8%	1
Not relevant		0.0%	0
<b>answered question</b>			<b>21</b>
<b>skipped question</b>			<b>2</b>

### 5. What did you think about the length of presentations?

		Response Percent	Response Count
Too short		4.8%	1
<b>About right</b>		<b>95.2%</b>	<b>20</b>
Too long		0.0%	0
<b>answered question</b>			<b>21</b>
<b>skipped question</b>			<b>2</b>



### 6. Was the golf course location convenient?

		Response Percent	Response Count
Yes		73.9%	17
No		26.1%	6
answered question			23
skipped question			0

### 7. If not, where would you like to see the URISA Golf Day Held?

	Response Count
	5
answered question	5
skipped question	18

### 8. Would you prefer to play the same course every year, or have the event move around?

		Response Percent	Response Count
Same course		36.4%	8
Move around		63.6%	14
answered question			22
skipped question			1

### 9. What's your opinion of the lunch choices?

		Response Percent	Response Count
Enough choice		88.2%	15
Not enough choice		11.8%	2
answered question			17
skipped question			6

### 10. Would you prefer a hot lunch?

		Response Percent	Response Count
Yes		26.1%	6
No		73.9%	17
answered question			23
skipped question			0

### 11. Were the apres-golf snacks sufficient?

		Response Percent	Response Count
Yes		100.0%	22
No		0.0%	0
answered question			22
skipped question			1

## 12. General Comments:

	Response Count
	9
answered question	9
skipped question	14